

# AZAAN INTERNATIONAL SCHOOL

Grade - II

Activity Sheet- I

Subject-E.V.S

Name: \_\_\_\_\_ Class: \_\_\_\_\_ Sec: \_\_\_\_\_

## LESSON NO: 1. MY BODY

I. Fill in the blanks with the correct options from the box given below.

Neck   limbs   hip   joints   trunk   shoulder

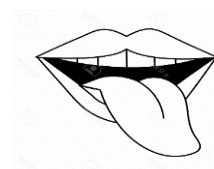
1. \_\_\_\_\_ is the middle part of our body.
2. Our head is joined to the trunk by our \_\_\_\_\_.
3. Our arms and legs together form our \_\_\_\_\_.
4. Our arms are joined to the trunk at the \_\_\_\_\_ and our legs are joined to the trunk at the \_\_\_\_\_.
5. The \_\_\_\_\_ helps us to move our limbs, back and neck.

II. Match the following.

A


1. We hear with our
2. We smell with our
3. We taste with our
4. We feel with our
5. We see with our

B




III. Label the different parts of our body.

Parts of body



hair	eye	waist	hand	knee	elbow
shoulder	foot	lip	neck	fingers	ear

IV. Colour, Circle and identify the joints present in our body.



# AZAAN INTERNATIONAL SCHOOL

Grade - II

Activity Sheet- II

Subject-E.V.S

Name: \_\_\_\_\_ Class: \_\_\_\_\_ Sec: \_\_\_\_\_

## LESSON NO: 2. CARING FOR MY BODY

### I. Fill in the blanks with the correct options.

1. Tiny living things that can make us fall ill are called as \_\_\_\_\_. (Gums/ Germs)
2. \_\_\_\_\_ is an illness or sickness. (Disease/ Habits)
3. \_\_\_\_\_ are small holes made in our teeth by germs. (Burrows/ Cavities)
4. Germs live and grow faster in \_\_\_\_\_ places. (Dirty/ Clean)
5. We should always throw waste in covered \_\_\_\_\_ bins. (Vessels/ garbage)



### II. Number the activities you do from morning to evening.




III. Circle or colour the things you use to keep your body parts clean.



HAND SANITIZER



IV. Tick those pictures which keep the surroundings clean



# AZAAN INTERNATIONAL SCHOOL

Grade - II

Activity Sheet- III

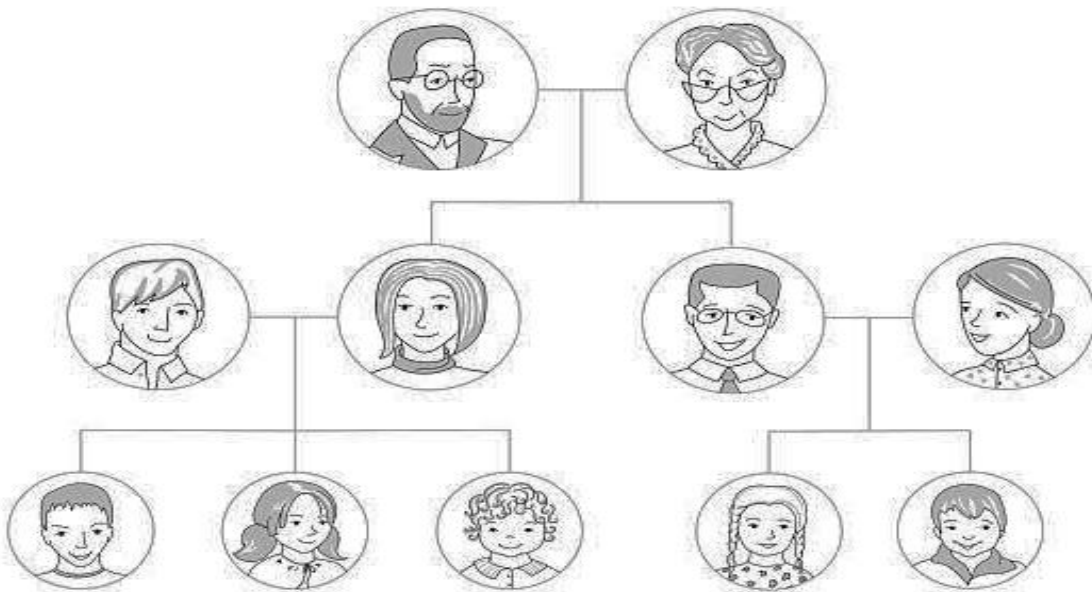
Subject-E.V.S

Name: \_\_\_\_\_ Class: \_\_\_\_\_ Sec: \_\_\_\_\_

## LESSON NO: 3. MY FAMILY

I. Look at the family tree and Label it with the help of box.

Grandfather	Mother	Grandmother	Father	Aunt	Uncle
Brother	Sister	Cousin			



Family tree

II. How do you call the following members of the family?

1. Father's mother \_\_\_\_\_

2. Mother's father \_\_\_\_\_

3. Father's sister \_\_\_\_\_

4. Aunt and Uncle's children \_\_\_\_\_

5. Our mother and father \_\_\_\_\_

### III. Identify the picture and fill the blanks.



1. This is a \_\_\_\_\_ family.
2. It has \_\_\_\_\_ members.
3. Big family is also called as \_\_\_\_\_ family.

### IV. Choose the correct option and fill in the blanks.

1. We must share \_\_\_\_\_ and \_\_\_\_\_ in the family.  
(Quarrel / argument / care / love)
2. Big families have \_\_\_\_\_ members.  
(More / less)
3. \_\_\_\_\_ meets during functions.  
(enemies / relatives )
4. Grandparents tell us \_\_\_\_\_. (Stories / poems)

### V. Whom do you love the most in your family and why?

Ans: \_\_\_\_\_  
\_\_\_\_\_

# AZAAN INTERNATIONAL SCHOOL

Grade - II

Activity Sheet- IV

Subject-E.V.S

Name: \_\_\_\_\_ Class: \_\_\_\_\_ Sec: \_\_\_\_\_

## LESSON NO: 4. PLACES IN MY NEIGHBOURHOOD.

I. Name any five people working at different places and fill the tabular column.

First one is done for you.

PEOPLE	PLACES
Doctor	Hospital

II. Fill in the blanks with the correct options.

1. A shop keeper \_\_\_\_\_ many things in the market (sells/ buy)
2. A \_\_\_\_\_ treats us when we fall sick( teacher/ doctor)
3. A \_\_\_\_\_ teaches us at school ( policeman/ teacher)
4. A \_\_\_\_\_ takes us to school. (driver/ teacher)
5. A \_\_\_\_\_ makes and repairs furniture.[ tailor/ carpenter]
6. A \_\_\_\_\_ grows food for us to eat. [postman/farmer]

III. What do the following people do?

1. Cobbler: \_\_\_\_\_
2. Plumber: \_\_\_\_\_
3. Traffic policeman: \_\_\_\_\_
4. Milkman: \_\_\_\_\_
5. Tailor: \_\_\_\_\_

IV. Match the following.

